


# During Your Test

## Do's

When making final preparations for your remote exam, make sure you pay careful attention to the Do's listed below.




- ✓ Have a clear, orderly, and well-lit room or workspace.



- ✓ Sit in an upright position.



- ✓ Test alone for the entire exam.



- ✓ Place your desktop / laptop on table or desk.




# During Your Test


## Don't's

When making final preparations for your remote exam, make sure you pay careful attention to the Don'ts listed below.





 Don't sit or recline in a bed or couch with computer on your lap.




 Don't have a poorly lit room or workspace.




 Don't have a cluttered or crowded room or workspace.



 Don't have a person(s) or pet(s) present at any time in your testing space



 Don't use a dual-monitor configuration to take exam.